

32, 40 and 46" BRAVIA Professional Full HD LED Screens

FWD-32EX650P, FWD-40EX650P
& FWD-46EX650P Displays



This range of professional LED displays brings the acclaimed performance, style and affordability of the established Sony BRAVIA screen technology to business applications. These screens can truly enhance any corporate, education presentation displays and waiting area environment - bringing smart digital messaging to all.

With a wide range of sizes available: the 32 inch perfect for environments that demand sharp images in a restricted space, a remarkable 40 inch mid-sized screen and a generous 46 inch. All screens feature Edge LED backlight and a Light Sensor which automatically detects the light levels in a room and adjusts the backlight brightness to match. Thus in darker environments, the screens will use less energy and therefore reduce running costs. You can even connect to the Internet, thanks to the RJ45 connector and built-in WiFi module. They have an innovative feature - hotel mode - which enables you to customise settings and features for certain business requirements.

The models come bundled with the HDMI-RS232C converter box and a 3-year warranty for professional use.

Internet Capability - Built-in WiFi

All models feature RJ45 input and built-in WiFi, allowing you to surf the web via the built-in browser.

USB Playback

For easy, entry-level signage displays, you can play videos, pictures and audio from a USB memory stick, complete with looping and adjustable interval settings.



Skype™ Ready

Now BRAVIA Professional

owners can take advantage of free Skype-to-Skype Internet voice and video calls. Widely popular for PC-based phone calls, the Skype service is a great way to keep in touch with your colleagues at little or no cost.

Quick Start and Viewing

Go from 'OFF' to 'ON' 2-3 times faster than previous Sony BRAVIA Professional displays.

Wide variety of input options

Models can accept a wide variety of input sources, including 4 x HDMI, 1 x D-Sub VGA, 1 x composite video for laptops, Blu-ray and DVD Players.

Media Remote

Just download the free Media Remote app (for iPhone and Android) and turn your mobile device into a versatile remote control with a full QWERTY keyboard. It makes typing searches fast and convenient.

i-manual

The built-in user manual which is easy to access and reduces paperwork in the box.

Light Sensor

The Light Sensor ensures that the brightness of your screen is adjusted to the brightness of its environment. You get a great picture, save energy and it's automatic.

Key Features

Edge LED High contrast with Edge LED Backlight

High contrast makes your screen images vibrant, and Sony achieves a dynamic contrast ratio of over 1 million with the Edge LED Backlight. This system adjusts backlight brightness according to the picture content. Compared with conventional fluorescent tube backlighting, the LEDs enable a thinner profile and higher energy efficiency, being around a third of the depth and consuming less power.

Standard External Control Terminals

The HDMI-RS232C converter box allows you to turn on the display, switch the input signal, adjust the volume control and more.

Customisable display setting - Hotel Mode

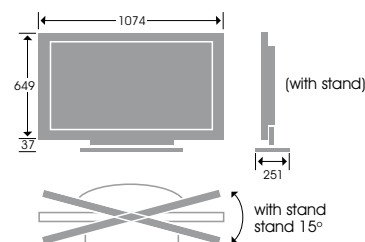
This innovative function enables you to access and customise settings and features for certain business requirements. These settings can be copied from display to display via a USB stick.

Technical Specifications

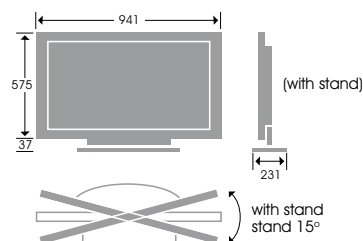
	FWD-32EX650P	FWD-40EX650P	FWD-46EX650P
Backlight Type	Edge LED		
Display Specs			
Screen Size (measured diagonally)	32"(31.5")	40"(40.0")	46"(46.0")
Dynamic Contrast Ratio	over 1 million		
Viewing Angle (Right/Left)	178(89/89)		
Display Resolution	Full HD (1920 x 1080)		
Video Processing	X-Reality™		
Motionflow	Motionflow XR 100 Hz		
Audio Specs			
Speaker Position	Rear Facing		
Audio Power Output	10W + 10W		
Network Features			
Skype™	Ready		
Media Remote	Yes		
Internet Browser	Yes (Opera)		
Wireless LAN	Integrated		
Convenience Features			
Sleep Timer	Yes		
On/Off Timer	Yes		
USB Play (Contents)	MPEG1/MPEG2PS/MPEG2TS/AVCHD/MP4Part10/MP4Part2/DivX/WMV/MP3/WMA/LPCM/WAV/JPEG/MPO		
Sensing Features			
LightSensor	Yes		
Inputs and Outputs			
RF Connection Input(s)	1 (Bottom)		
Composite Video Input(s)	1 (Rear Hybrid w/Component)		
SCART (without Smartlink)	1 (Rear)		
HDMI™ Connection(s) (Total)	4 (2Side/2Bottom)		
Analogue Audio Input(s) for HDMI	1 (Side Hybrid w/PC)		
PC In (D-Sub) + Audio In (Stereo Mini)	1 (D-Sub : Side, Audio IN : Side Hybrid w/HDMI)		
PC Input Format Support	640x480@60Hz, 800x600@60Hz, 1280x768@60Hz-R, 1280x768@60Hz, 1360x768@60Hz, 1024x768@60Hz, 1280x1024@60Hz, 1920x1080@60Hz		
Analogue Audio Input(s) (Total)	2 (1 Rear/1 Side)		
Digital Audio Output(s)	1 (Bottom)		
Audio Out	1 (Side/Hybrid w/HP)		
Headphone Output(s)	1 (Side/Hybrid w/Audio Out)		
USB	2 (Side)		
Ethernet Connection(s)	1 (Bottom)		
HDMI™ PC Input	Yes		
General			
Power Requirements (voltage)	AC220-240V		
Power Consumption (in Operation)	Shop 85W / Home 41W	Shop 115W / Home 62W	Shop 122W / Home 63W
Power Consumption (in Standby)	0.25W		
Standard Compliance VESA® Hole Pitch	Approx. 200 x 200 mm	Approx. 300 x 300 mm	
Measurements (Approx.) (W x H x D)	753 x 472 x 60 (46.6) mm (Display only)	941 x 576 x 60 (4.66) mm (Display only)	1074 x 651 x 60 (4.72) mm (Display only)
Weights (Approx.)	Approx. 7.8 kg (Display only)	Approx. 11.3 kg (Display only)	Approx. 14.1 kg (Display only)

Dimensions

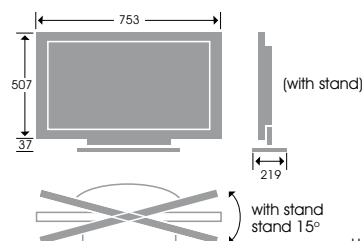
FWD-46EX650P



FWD-40EX650P



FWD-32EX650P



Units: mm

Optional Accessories



CMU-BR100PSE
Built-in microphone and camera for Skype

© 2012 Sony Corporation. All rights reserved. Reproduction in whole or in part without permission is prohibited. Features and specifications are subject to change without notice. All non-metric weights and measurements are approximate. Sony and make.believe are trademarks of Sony Corporation. HDMI is a trademark of HDMI Licensing, LLC. All other trademarks are the property of their respective owners.

Distributed by

About Sony Professional

Sony Professional is the leading supplier of AV/IT solutions to businesses across a wide variety of sectors including, Media and Broadcast, Video Security and Retail, Transport & Large Venue markets. It delivers products, systems and applications to enable the creation, manipulation and distribution of digital audio-visual content that add value to businesses and their customers. With over 25 years' experience in delivering innovative market-leading products, Sony Professional is ideally placed to deliver exceptional quality and value to its customers. Sony's Professional Services division, its systems integration arm, offers its customers access to the expertise and local knowledge of skilled professionals across Europe. Collaborating with a network of established technology partners, Sony Professional delivers end to end solutions that address the customer's needs, integrating software and systems to achieve each organisations' individual business goals. For more information please visit www.pro.sony.eu

HCT_KDL-32/40/46_J562_UK_10/05/2012

SONY
make.believe